

# 008 GoldRush NFTs





## LitePaper / Version1.0

<b>0.1 Game Overview</b>	<b>3</b>
0.1-1 In-game Map	4
<b>0.2 Getting Started</b>	<b>5</b>
0.2-1 Two Types of NFT	5
<b>0.3 Mining Item NFT</b>	<b>6</b>
0.3-1 Obtaining Mining Item NFT	6
0.3-2 Enchantment Function	7
0.3-3 Enchantment List	8
<b>0.4 Character NFT</b>	<b>9</b>
0.4-1 Obtaining Character NFT	9
0.4-2 Character NFT System	10
<b>0.5 Game System</b>	<b>11</b>
0.5-1 Mining Dungeon System	12
<b>0.6 About Mining</b>	<b>13</b>
0.6-1 Reward Distribution	13
0.6-2 "Mining Point" & "Reward Items"	14
0.6-3 Item and Token Exchange	14
0.6-4 Special Item "Gemstone"	15

## 01. Game Overview



QB Gold Rush is an auto-play mining game that utilises blockchain technology. In this game, rewards are earned through mining activities. Mining can be started by moving the avatar to the mining map, but no player action is required, and rewards can be earned simply by leaving the game unattended.

To earn rewards, players use two types of original NFTs issued by GuildQB to participate in the mining game. There are several original NFTs available for participation, and players can play the game for free as they can acquire original NFTs through GuildQB's affiliated platforms. Players can also control a selected character and earn token rewards and random items from mining, which can be exchanged for rare mining items or mined in high difficulty mines. In this way, players can experience not only mining activities utilising their own character, but also enhancement and level-up elements.

There are several maps in the game, and various actions are possible on each map. For example, mining is possible in mines, while in towns, items can be enhanced, purchased and recovery items can be purchased.

The game uses a system where the quantity of tokens earned by mining is calculated according to the mining power of the individual player and the overall percentage. Therefore, everyone has the opportunity to earn rewards easily, including players who are new to blockchain games and those who join later. However, gameplay is also important in order to make blockchain games more accessible to more players over time. In QB Gold Rush, the mining map has multiple levels, each with specific entry requirements, which also incorporates an element of strategy into the game!

## ▶ 01-1. In-game Map



※ Details of the map will be revealed in Version 1.1. Please wait until it's updated.

## 02. Getting Started



QB Gold Rush requires two types of original NFTs issued by GuildQB. Each of these original NFTs has its own unique characteristics and is an important factor in increasing a player's mining power.

### ▶ 02-1. Two Types of NFT

To start QB Gold Rush, you will need two types of original NFTs issued by GuildQB. The first is the 'Mining Item NFT', which is required to get rewards in the game. The second is the 'Character NFT'.



Mining item NFTs are NFTs that can be equipped on characters and are of three types: [pickaxe], [vest] and [helmet]. Character NFTs are [KISARAGI], [QB badge], [Ordinal issued Season Pass] and [Mining character]. These NFTs can be obtained by progressing through the tasks on the GuildQB related platform "QB Quest" (QB Quest) to obtain original NFTs for participation in the game, including the [QB Badge] and [Pickaxe], and anyone can start the game completely free!

## 03. Mining Item NFT



Mining Item NFT is a wearable NFT used in QB Gold Rush mining activities. It is an essential item for playing the game and is an important factor in improving a player's mining power.

### ▶ 03-1. Obtaining Mining Item NFT

There are three main ways to obtain mining items NFTs: [airdrop], [in-game purchase] and [in-game reward]. These NFTs can be acquired for free, through task progression on GuildQB's associated platform, QB Quest. You can also increase your mining power after joining the game by [in-game purchases and acquisitions]. Each of these mining items NFTs can be obtained in different ways.

#### Airdrop

Airdrops can be earned for free by completing tasks on the relevant platform QB Quest. Holding a Season Pass also gives you the chance to earn additional airdrops.

#### In-game Purchase

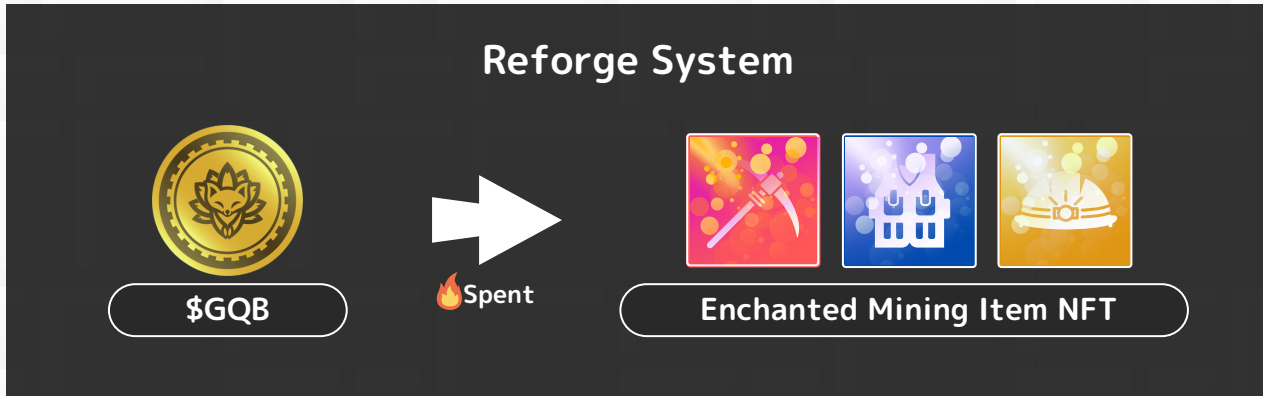
For those who wish to play the game more efficiently, mining items can be purchased in-game using \$GQB tokens. However, in that case, only basic equipment items are available.

#### In-game Reward

Rare mining items can be obtained through the use of items in the game. Items have a rarity, which increases or decreases their in mining rates and failure rates, depending on their traits.

## ▶ 03-2. Enchantment Function

The mining item NFT uses a reforge system that allows players to enchant items by spending GQB tokens. This makes mining activities even more efficient. The amount of GQB tokens required increases with the base rarity of the equipment to be enchanted.



Enchantments use the reforge system to grant special effects to mining item NFT by spending \$GQB tokens. Enchantments have tiers, and the probability of enchantment varies per tier. Special effects are granted randomly in equal proportions per tier, and there is a low probability that more than one enchantment may be granted to one item.

Enchantments granted by Reforge can be re-granted as many times as you want by using \$GQB tokens. When reforging an enchantment, all enchantments will be replaced if more than one is attached.

## ▶ 03-3. Enchantment List

【Enchantment Grant Rate】			
1			60%
2			30%
3			10%
【Enchantment Effect】			
Effect	Tier	% Increase	Grant Rate
Mining Power			
Increase	Good	10%	10%
	Fine	25%	3%
	Lucky	50%	2%
Decrease	Bad	10%	10%
	Trouble	25%	3%
	Unlucky	50%	2%
Durability			
Increase	Hard	33%	10%
	Useful	50%	3%
	Expert	100%	2%
Decrease	Rusty	33%	10%
	Cracked	50%	3%
	Fragile	100%	2%
Mining Time			
Increase	Cheerful	10%	10%
	Youthful	3%	3%
	Vitality	2%	2%
Decrease	Slug	10%	10%
	Tired	3%	3%
	Cursed	2%	2%
【Special Attribute】 Gemstone Appearance Rate			
Up	Gem	-	5%
Down	Stone	-	5%



## 04. Character NFT



Character NFTs are also essential NFTs for playing the game. Players can run up to 15 character NFTs, which are important for more efficient mining activities.

### ⚠ Expansion of character NFT slot

At the start of the game, the number of character NFT slots available to the player is set at five. Slot can be unlocked by spending \$GQB tokens. The number of token required for slot unlock will increase in proportion to the number of character NFT slots unlocked so far.

### ▶ 04-1.Obtaining Character NFT

There are four types of character NFTs, each with different ways of obtaining them. Ordinals issued NFTs are also available as season passes, and holding them results in valuable items and mining item NFTs being regularly airdropped in-game.

#### KISARAGI

KISARAGI is a unique PFP NFT issued by GuildQB. It is the first NFT collection released by GuildQB and features stunning graphics It can be purchased from the OpenSea NFT marketplace.

#### QB Badge

QB Badge NFTs are SBTs (soul bound token) that give access to exclusive features on the GuildQB website; they can be used in a variety of ways, including as support items for use on the GuildQB Discord, and can be obtained from external platforms.

#### Ordinals

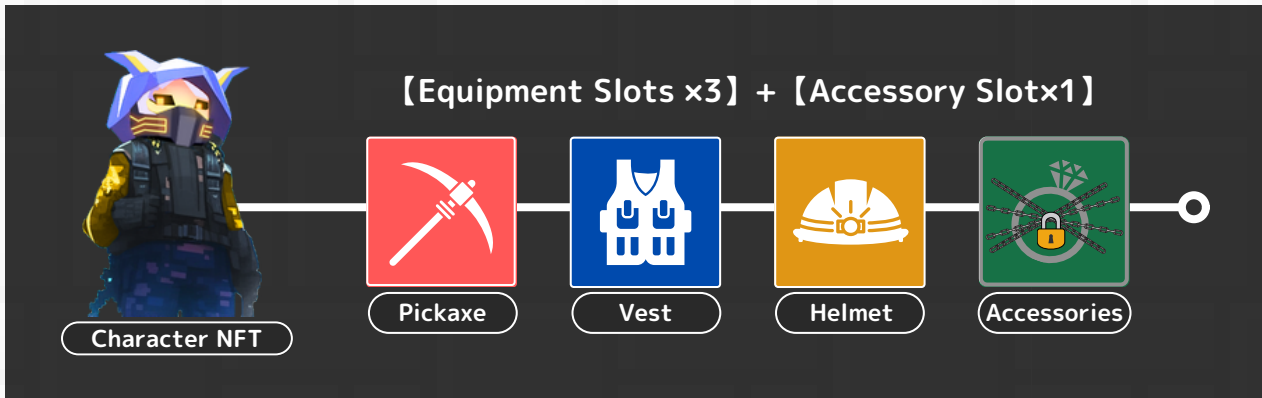
QB Ordinals NFT can be used in character NFTs like any other NFT, and is also available as a season pass with regular airdrops of in-game items etc. It can be obtained from MagicEden as the second NFT collection from GuildQB.

#### Mining Character

Mining characters are NFTs only available in QB Gold Rush. They can be obtained for free by completing tasks on the QB Quest. They can also be purchased in-game and allow multiple characters to be active at the same time.

## ▶ 04-2. Character NFT System

In QB Gold Rush (QB Gold Rush), the mining character is the NFT. In addition to the various types of character NFTs described above, the game uses an 'equipment slot' system.



There are Pickaxe, Vest and Helmet equipment slot slots for slotting mining item NFTs. Only one equipment item NFT of the relevant type can be equipped in each slot, and mining is possible if any of the equipment slots are filled.

In addition to these three equipment slots, there is additional accessories slots where accessory items can be equipped. The equipment slots for the Pickaxe, Vest and Helmet are released when the game is downloaded, but the accessory slots can be unlocked using \$GQB tokens. Players can open up to 15 character NFT slots, but accessory slots must be opened for each character.

The items that can be equipped in the accessory slots have various effects, such as increased mining power, reduced failure rates and the right to enter certain maps.

# 05. Game System



To start mining in QB Gold Rush (QB Gold Rush), two items are required: a mining item NFT and a character NFT. A maximum of 15 characters can be used for mining at the same time, but each character must have a mining item NFT attached to their equipment slot.

Players can equip the item NFT to their character NFT in-game to gain mining power and at the same time move to the mines on the in-game map to mine. Mining will be automatic process and the character will go on a break after four hours from the start point. The rest period is set at four hours, After the resting time, character can be start mining again.

For this rest period, you can use the item 'ice-cold beer', which can be obtained through airdrop or by exchanging for \$GQB tokens at taverns, to eliminate the next four-hour break and continue mining activities for 12 hours.

**Normal Conditions**

Under normal conditions, mining automatically finishes after 4 hours from the start time and rests for 4-hours.

Mine	Rest	Mine	Rest	Mine	Rest
------	------	------	------	------	------

**When Item is Used**

If the item is used, the 4-hour break is removed and the character can continue to mine for 12 hours.

Mine	Rest	Mine	Rest
------	------	------	------

## ▶ 05-1. Mining Dungeon System

Players can start mining by moving to the mining dungeon on the in-game map. There are multiple levels in the dungeons, and if the character NFT's mining power or other statuses do not meet the requirements for the dungeon level, they cannot enter the dungeon.

Rarely in high-level mines, accidents may occur where the character NFT is injured, but the failure rate can be reduced by enchanting the NFT with equipment items.

### ⚠ Risk of the character getting injured

Mining will cause rare accidents that will cause character NFTs to malfunction. The malfunctioning character will be unavailable until a week has passed, but can be recovered immediately by using in-game items that can be purchased with airdrops or GQB tokens.

#### Available Mining Dungeon



Character Lv.230




Mining Dungeon Lv.10  
(Required character  
Lv.200)

#### Unavailable Mining Dungeon



Character Lv.170



Mining Dungeon Lv.10  
(Required character  
Lv.200)

# 06. About Mining



The calculation of the Mining Hash Rate in QB Gold Rush is based on the Mining Power of the player's character NFT for the daily emissions. The calculation of the mining hash rate is based on the total emissions for the day (24 hours), divided equally by the hourly emissions, with participants competing against each other. Players can also earn mining power by attaching the mining item NFT to their character NFT in the game. Furthermore, the mining power can be increased by enchanting the mining item NFT.

## ▶ 06-1. Reward Distribution

As an example, let's assume that the daily distribution of \$GQB at the mine is 2,400, and see what rewards Player Q (Mining Power: 50) and Player B (Mining Power: 150) can earn in an hour.

The total mining power of Player Q and Player B is '200'. Also, as the daily discharge is 2,400, the hourly discharge is 100. Assuming that only two people, Player Q and Player B, are participating this time, if we replace the total mining power with percentages, Player Q and Player B will receive rewards equivalent to 25% and 75% respectively. Therefore, if we calculate the amount of one hour's emissions, 100, using their acquisition percentages, Player Q will earn 25 and Player B will earn 75.



## ▶ 06-2. Mining Points & Reward Items


Mining rewards earned by players based on '05-1. Reward Distribution' are calculated as 'Mining Points' per mining sessions, rather than \$GQB tokens as a reward, and players will receive Reward Items.

A list of mining points and the reward items that players can receive is shown below. For example, if the Mining Points earned in one mining activity are 13.33, the player will receive one item from each item list in their inventory.

Mining Point & Reward Items			
Item Name	Gold	Mining Points	10 pt
	Silver		2 pt
	Crystal		1 pt
	Iron ore		0.2 pt
	Copper ore		0.1 pt
	Calcite		0.02 pt
	Mica		0.01 pt

## ▶ 06-3. Reward Items and Conversion

Reward items earned from QB Gold Rush mining can be exchanged for \$GQB tokens at the Item Shop in the Mines City on the map.



## ▶ 06-4. Special Item "Gemstone"

Mining points are calculated at the end of mining, and gemstones can be obtained at random according to the rack value assigned to the equipped item NFT or the effect of the enchantable "[Special attribute] gemstone appearance rate (see: 03-3. Enchantment list)".

These gemstones can be exchanged at random for 'diamonds' or '\$GQB tokens'. Collecting several of these diamonds also allows you to process (exchange) them into rare mining item NFTs (mining item NFTs with several enchantments).

**⚠ Conversion of gemstones requires \$GQB tokens!**

To convert the gemstones acquired at the end of mining to items, \$GQB tokens are required.



In Version 1.0, the number of gemstones required to convert for rare mining item NFTs (mining item NFTs with multiple enchantments) has not been set. Please wait until the update.



# Guild QB

